

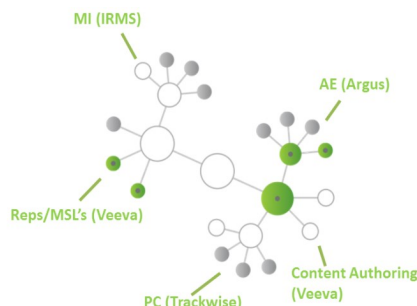


# RESULTS THAT SPEAK FOR THEMSELVES

*Companies using MIA Insights are able to easily identify trends, streamline communications within Medical Affairs by providing a common collaborative tool; saving time and money by reducing the need to manually pull data from unlinked systems.*



## Integrate



MIA Insights offers a robust set of data preparation and integration capabilities, allowing organizations to cleanse, transform, and unify multiple data sources without requiring external tools or data repositories. MIA Insights also offers a broad set of connectors for virtually any data source, including spreadsheets, databases, operational systems, ERP, cloud sources, and web apps and services.

Visual Data Preparation allows non-technical users to easily unify and load multiple data sources through a graphical interface with integrated data profiling and powerful scripting, providing the ability to handle complex data integration challenges.

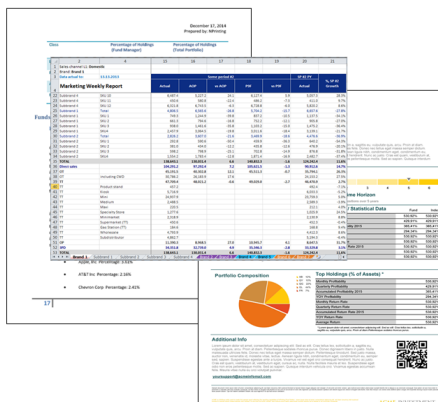
## Discover

MIA Insights is a next-generation visual analytics platform empowering everyone to see the whole story that lives within their data by offering a governed framework, enterprise scalability, and assurance for IT.

MIA Insights' Associative Model allows users to probe all the possible associations that exist in their data, across all their data sources, and to see all data insights instead of just the partial views offered by query-based or hierarchical tools. MIA Insights takes analytics to a new level of power and flexibility, allowing everyone in your business a more informed and capable business model to ensure resources can efficiently act.



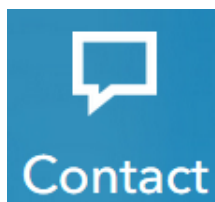
## Analyze & Deliver



MIA Insights brings analytics directly to the point of decision, allowing users to share analysis and insights, communicate more effectively, and work collaboratively in both office and mobile settings.

Interactive Data Storytelling allows people to create and present guided stories, rich with narrative and graphics, to communicate insights and facilitate discussion. Direct, in-context access to live analysis allows for immediate answers to follow-up questions that arise, reducing delays in decision making.

Groups and teams can easily collaborate in MIA Insights to make better decisions. MIA Insights also allows easy sharing of insights with others in popular, portable formats, and organizations can centrally produce and automatically distribute reports in MS Office and pixel perfect formats.



Jason Villalobos  
Sales - Managing Partner  
630.796.7442  
jason.villalobos@3vuellc.com



3vue LLC, a software development firm headquartered in the Chicago area, specializes in creating Business Intelligence and Data Analytics tools powered by the Qlik Analytics Platform. Working as a trusted Qlik Partner since 2010, 3vue has existing relationships with five of the top 25 global pharmaceutical companies, along with multiple other small to mid-market Life Science companies.

